


POOL FILTER COVERS



PRICE INCLUDES - DOUBLE HINGED DOORS & HINGED LID (OPTIONAL)

Metric Size	Zinc	Colour (zinc edging)	Delivery (Metro area)	Installation & Anchoring
1.58m x 0.81m x 1.310m high	\$430	\$495	POA	POA
1.58m x 1.20m x 1.310m high	\$485	\$550	POA	POA
1.58m x 1.39m x 1.310m high	\$540	\$605	POA	POA

COLOUR IS COLOURED SHEETS WITH ZINCALUME EXTRUSIONS.

DELUXE (FULL COLOUR) IS AVAILABLE AT 20% EXTRA COST.


All Col Western Sheds products are supplied in pre-fabricated panels and come with easy to follow instructions, and self-tapping screws for easy do-it-yourself installation.

All sheds, etc, must be securely fastened to the ground or slab.

Installation prices include anchoring to your slab, pavers, etc, but does not include sealing.

It is suggested that all sheds be sealed to the concrete with silicone sealant to prevent water entering underneath the walls.

All sizes are approximate and can vary several millimetres either way. When preparing a concrete slab we suggest that your slab be made at least 100mm larger than the size ordered.



DOG KENNELS (Steel - in kit form)

FLAT ROOF MODELS

	Zincalume	Colour	Steel Floor		Delivery(Metro)	Installation
SMALL 810mm x 810mm x 930mm high	\$120	\$155	\$35		POA	POA
LARGE 810mm x 1580mm x 1090mm high	\$155	\$190	\$45		POA	POA


GABLE ROOF MODELS

	Zincalume	Colour	Steel Floor		Delivery(Metro)	Installation
SMALL 810mm x 810mm x 1090mm high	\$145	\$175	\$35		POA	POA
LARGE 810mm x 1580mm x 1090mm high	\$175	\$210	\$45		POA	POA
MONSTER 1200mm x 1580mm x 1310mm high	\$265	\$295	\$65		POA	POA

DOG RUNS

	Zincalume	Colour	Delivery(Metro)	Installation
810mm x 810mm x 930mm steel kennel section with 0.900m wire run (no floor)	\$330	\$365	POA	POA
810mm x 810mm x 930mm steel kennel section with 1.800m wire run (no floor)	\$395	\$425	POA	POA
810mm x 810mm x 930mm steel kennel section with 2.700m wire run (no floor)	\$470	\$495	POA	POA

Steel floor for kennel section - \$40 extra



* Make sure all details are correct when placing your order. No responsibility accepted by Col Western Sheds for incorrect orders.

* All products will not be delivered or installed in windy or rainy conditions.

* Delivery and installation prices are for clear and close access. If otherwise, prices will vary by quote upon delivery.

* Pickups must be collected on the day arranged otherwise order will be cancelled and goods will have to be re-ordered.

* Visa and Mastercard accepted for all orders.

NOTE: All sizes are approximate. Sizes listed are outside base dimensions. All roofs have overhang both front and back.

Prices Effective MARCH20